



# Catalyst

*A Blast from the Past*

*Annual Report 2017-18*

## TABLE OF CONTENTS

---

<i>Letter to Stockholders</i> .....	2
<hr/>	
<i>Financial Highlights</i> .....	3
<hr/>	
<b><i>Board of Directors &amp; Management</i></b>	
Board of Directors.....	5
Chiefs.....	5
<hr/>	
<b><i>Corporate Message</i></b>	
Corporate Mission.....	6
Management Philosophy.....	6
Product/Service.....	6
Corporate Culture.....	6
<hr/>	
<b><i>Financial Data</i></b>	
Income Statement.....	7
Balance Sheet.....	8
Cash Budget.....	9
Ratio Analysis.....	10
<hr/>	
<b><i>Management Discussion &amp; Analysis</i></b>	
Company Goals.....	11
Marketing & Advertising Plan.....	11
Market research.....	12
Trade Show Research.....	12
Corporate Website.....	13
Risk.....	14
<hr/>	
<b><i>Supporting Documents</i></b>	
Copy of Carson's Contract.....	15
Payroll Register.....	17
Asset Log.....	17
Sales Journal.....	18
Bank Statement.....	24

Dear Stockholders,

For decades, the fashion industry has been plagued with child labor from overseas. While Catalyst has only been in operation for two fiscal years, we have already made strides in domestically produced fashion, and eliminating the child labor epidemic for good. Along our journey, we have supported third-world companies that share our morals, doubled last years sales, and partnered with a retail giant, Carson's, to join us on our mission.

I feel extremely privileged to work for a group of such talented individuals. All five of our departments put in outstanding work every day under tight time deadlines. We were able to overcome big industry stereotypes with child labor while also making substantial profit. We have set ourselves up financially for our expansion plans in the future; which include, seasonal product lines, regional product lines, and playoff advertising schemes. Additionally, in recent years you can expect to see Catalyst brand shoes and hats on the market.

After an extremely impressive first fiscal year, Catalyst has defied all odds and once again blown away their goals and projections in our second year of operation. Catalyst has earned a gross income of **\$1,421,837.65** and a net income of **\$392,795.33**. In addition, with our 2.5% donation to natural disaster relief, Catalyst has donated a grand total of nearly **\$10,000** throughout the year.

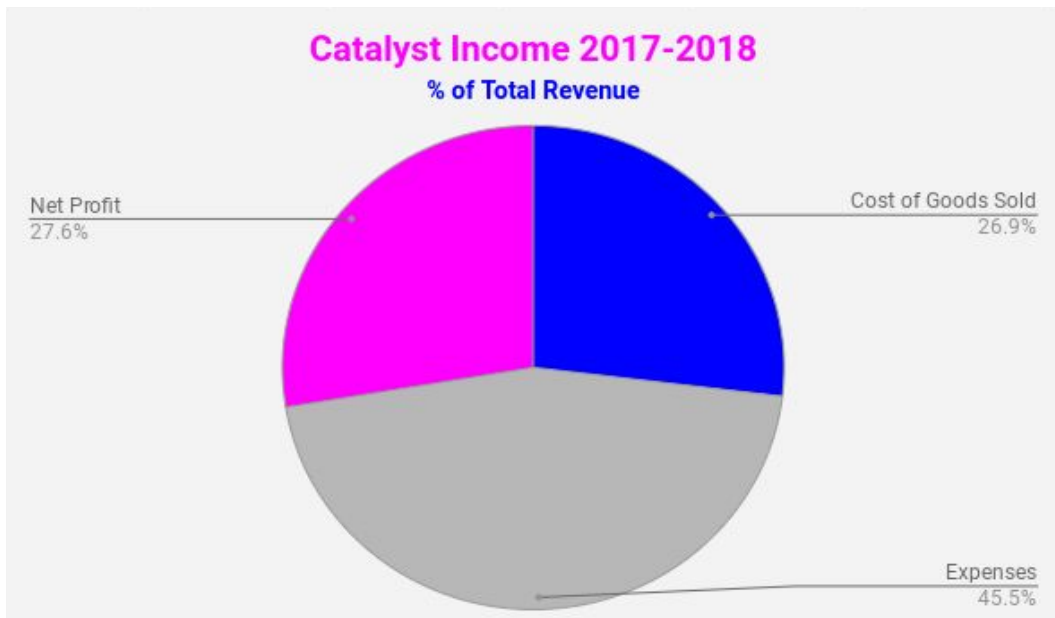
We, at Catalyst, again thank our shareholders for believe in our ambitious goals from the beginning and help fueling our successful run. We are here, making change right now, because of you, and we cannot wait to continue our journey with you next week.

Sincerely,

*William S. Hofner*

William S. Hofner  
CEO of Catalyst

## FINANCIAL HIGHLIGHTS

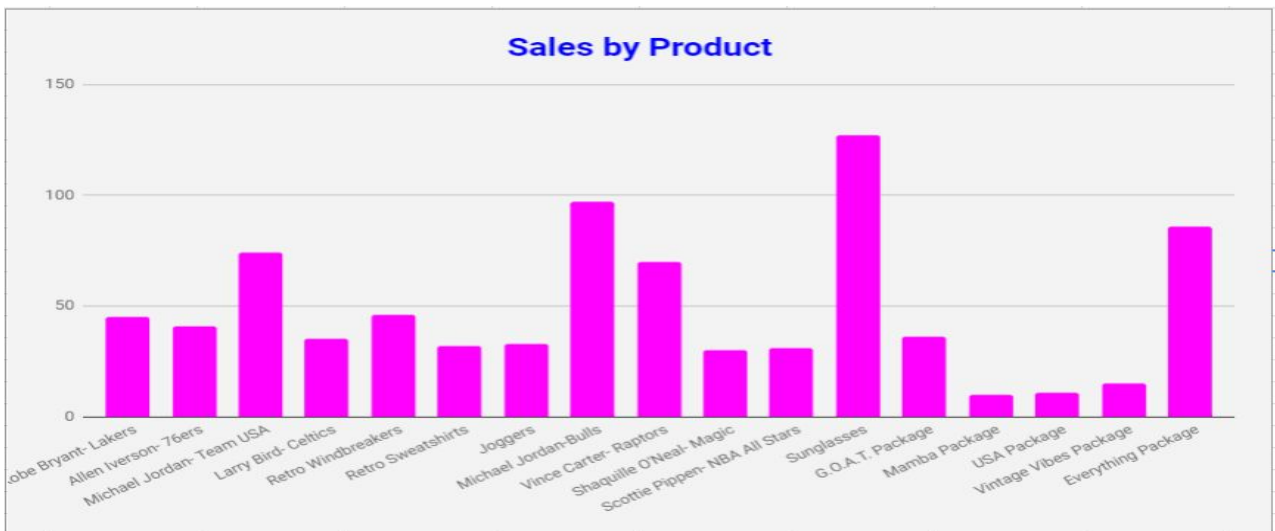


### COMPANY PROFITABILITY

- With a strong advertising campaign and presence at VEI events, Catalyst was able to generate over \$1.4 million in revenue
- Months in which Catalyst attended VE Trade Shows showed the most sales
- Catalyst's profit margin of 27.6% means that for every dollar of revenue generated, about 28 cents is kept and can be used in research, advertising, and employee bonuses



The graph above outlines Catalyst's monthly revenue stream. As shown, the months of November and January had our greatest sales due to our trade show and business contract. Months such as December and March had lower sales as a result of school breaks. Furthermore, the chart below shows Catalyst's sales by product. Products like our Everything Package, Vintage Sunglasses, and Michael Jordan Jersey were our most popular items, both at trade shows and online. Some of our products did not sell as much, and this data can help us rebrand and update our product line. Overall, Catalyst experienced a highly successful year, and we are excited to see what the future holds!





## BOARD OF DIRECTORS & MANAGEMENT

### Board of Directors

Matthew Boone, Financial Reporting Manager, OpenX  
Matthew Chasin — Vice Chair  
Michael Coneys, New York City Department of Education (ret.) — Recording Secretary  
Paul Cronin, National Director, KeyBank Business Capital  
Joseph Delaney, Director of Northeast Alumni Relations, Deloitte LLP (ret.)  
Jeffrey F. DiModica, President, Starwood Property Trust  
TJ Durkin, Managing Director, Angelo, Gordon & Co.  
Richard A. Carranza, Chancellor, New York City Department of Education  
Ashley Fina, President, Michael C. Fina & Company — Chair  
Morris Fodeman, Partner, Wilson Sonsini Goodrich & Rosati  
Charlotte Frank, Ph.D., Senior Advisor, McGraw-Hill Education  
Mary Haggerty, Managing Director, JPMorgan Chase  
Dylan Huang, Senior Managing Director & Head of Retail Annuities, New York Life  
Steve Israel, President and CEO, SMI Properties  
Sandra Krasnoff, Senior VP, Corp. Secretary and General Counsel, Pall Corporation (ret.)  
John Lucas, Executive Vice President & Risk Chief Operating Officer, HSBC North America  
Dean McGee, Assistant Superintendent, Kern High School District  
John Partilla, CEO, Screenvision Media  
Joe Perrone, District Manager, FedEx  
Matt Schaffnit, Chief Operating Officer, lenditapp — Treasurer  
Ash Sobhe, CEO, R6S  
Jeffrey Taylor, Co-Founder and Managing Partner, Digital Risk  
Debra Weiser, Vice President, Head of Excess Casualty, Everest Insurance

### Chiefs

Chief Executive Officer: Will Hofner  
Chief Administrative Officer: Ashley Piraino  
Chief Financial Officer: Lara Shaw  
Chief Marketing Officer: Mitch Donahue  
Chief Design Officer: Aaron Halverson  
Chief Project Officer: Tyler Flickinger  
Vice President of HR & Administration: Sam Anderson  
Vice President of Accounting: Luis Lua  
Vice President of Marketing : Mike Baumgartner

## CORPORATE MESSAGE

### Mission Statement

Catalyst aspires to be the top-selling retro clothing company in VE. With competitive prices and an enticing social mission, Catalyst plans to capture this emerging market. By emotionally connecting customers to our social mission, we can expect our customers to be filled with a sense of purpose and impact at the point of purpose and become repeat customers.

### Management philosophy

Our team management system works closely with our employees to ensure they are on task and motivated in order to continue progress and growth.

### Product/service

Catalyst is located at 2360 95th Street, Naperville, IL. Established August 22, 2016, Catalyst is beginning its second year of production. It is a B Corporation and strives to produce quality retro-themed apparel while upholding its social mission.

### Corporate culture

Catalyst aims to rid the clothing & fashion industry of its ties with child labor. We are dedicated to producing our quality apparel domestically and without the use of underpaid labor. Additionally, 2.5% of our profits are donated directly towards natural disaster relief, helping to rebuild communities around the nation.

# Catalyst Annual Report

## FINANCIAL STATEMENTS

### Income Statement

**Catalyst**  
Income Statement  
For the Year Ending 04/30/2018

	May	June	July	August	September	October	November	December	January	February	March	April	TOTAL
<b>Sales revenues</b>													
Trade fair revenues	0.00	0.00	0.00	0.00	0.00	0.00	207,328.81	0.00	0.00	128,940.66	85,774.41	0.00	422,043.88
Contractual sales to non-VE entities	0.00	0.00	0.00	0.00	0.00	0.00	0.00	0.00	800,089.67	0.00	0.00	0.00	800,089.67
Other than trade fair revenues	0.00	0.00	0.00	0.00	0.00	374.50	20,699.01	17,201.88	3,225.80	46,974.07	5,467.37	305,761.47	199,704.10
Angel Investment	0.00	0.00	0.00	0.00	0.00	0.00	0.00	0.00	0.00	0.00	0.00	0.00	0.00
Loan Proceeds	0.00	0.00	0.00	0.00	0.00	0.00	0.00	0.00	0.00	0.00	0.00	0.00	0.00
<b>Total sales revenues</b>	<b>0.00</b>	<b>0.00</b>	<b>0.00</b>	<b>0.00</b>	<b>0.00</b>	<b>374.50</b>	<b>228,027.82</b>	<b>17,201.88</b>	<b>893,315.47</b>	<b>173,914.73</b>	<b>91,241.78</b>	<b>305,761.47</b>	<b>1,421,837.65</b>
<b>Cost of goods sold or services provided</b>													
						0.00	13,390.76	982.32	345,230.99	12,488.90	0.00	10,384.96	382,497.93
<b>Gross profit</b>	<b>0.00</b>	<b>0.00</b>	<b>0.00</b>	<b>0.00</b>	<b>0.00</b>	<b>374.50</b>	<b>214,637.06</b>	<b>16,219.56</b>	<b>458,084.48</b>	<b>161,425.83</b>	<b>91,241.78</b>	<b>295,376.51</b>	<b>1,039,339.72</b>
<b>Operating expenses</b>													
Salaries						69,330.68	59,040.55	59,040.55	59,040.55	59,040.55	59,040.55	59,040.55	423,573.98
Rent						0.00	1,167.83	1,167.83	1,167.83	1,167.83	1,167.83	1,167.83	7,006.98
Depreciation						0.00	191.76	191.76	191.77	191.77	191.77	191.77	1,130.60
Payroll Tax						14,098.09	14,098.09	14,098.09	14,098.09	14,098.09	14,098.09	14,098.09	98,686.63
Advertising						0.00	100.00	0.00	4,815.00	0.00	0.00	8,025.00	12,940.00
Promotion						0.00	0.00	0.00	0.00	0.00	0.00	0.00	0.00
Insurance						218.00	218.00	218.00	218.00	218.00	218.00	218.00	1,526.00
401k Matching						0.00	0.00	0.00	0.00	0.00	0.00	0.00	0.00
Interest						0.00	0.00	0.00	0.00	0.00	0.00	0.00	0.00
Supplies						0.00	300.00	0.00	0.00	0.00	0.00	0.00	300.00
Utilities						0.00	155.83	155.83	155.83	155.83	155.83	155.83	934.98
Other						295.27	5,700.70	0.00	0.00	0.00	0.00	0.00	5,995.97
Sales Tax						0.00	13,079.33	1,165.74	56,129.13	11,373.93	5,866.42	6,614.70	94,229.25
<b>Total operating expenses</b>	<b>0.00</b>	<b>0.00</b>	<b>0.00</b>	<b>0.00</b>	<b>0.00</b>	<b>83,942.04</b>	<b>94,232.09</b>	<b>76,037.80</b>	<b>135,816.20</b>	<b>86,246.00</b>	<b>80,738.49</b>	<b>89,511.77</b>	<b>646,544.39</b>
<b>Income from operations</b>	<b>0.00</b>	<b>0.00</b>	<b>0.00</b>	<b>0.00</b>	<b>0.00</b>	<b>-83,567.54</b>	<b>120,384.97</b>	<b>-59,818.24</b>	<b>322,248.28</b>	<b>77,179.83</b>	<b>10,503.29</b>	<b>5,864.74</b>	<b>392,795.33</b>
<b>Other revenues/gains and expenses/losses</b>													
<b>Net income before taxes</b>	<b>0.00</b>	<b>0.00</b>	<b>0.00</b>	<b>0.00</b>	<b>0.00</b>	<b>-83,567.54</b>	<b>120,384.97</b>	<b>-59,818.24</b>	<b>322,248.28</b>	<b>77,179.83</b>	<b>10,503.29</b>	<b>5,864.74</b>	<b>392,795.33</b>
<b>Corporate income tax</b>													
<b>Net income after taxes</b>	<b>0.00</b>	<b>0.00</b>	<b>0.00</b>	<b>0.00</b>	<b>0.00</b>	<b>-83,567.54</b>	<b>120,384.97</b>	<b>-59,818.24</b>	<b>322,248.28</b>	<b>77,179.83</b>	<b>10,503.29</b>	<b>5,864.74</b>	<b>392,795.33</b>

After 7 months of operation, Catalyst ended up having \$1,421,837.65 in total sales, which exceeded our initial goal. Catalyst finished with \$646,544.39 in total expenses. In the end, Catalyst ended up with a net income of \$392,795.33.



## Balance Sheet

Catalyst Balance Sheet As of 04/30/18		
Assets		
Current Assets:		
Cash in Bank	601,856.35	
Accounts Receivable	-	
Loan Receivable	-	601,856.35
Merchandise Inventory	9,653.84	
Office Supplies	204.34	
Prepaid Insurance	1,993.36	
Total Current Assets		613,707.89
Total Fixed Assets	38,400.00	
Accum. Depc--Office Eq.	(1,426.00)	36,974.00
<b>Total Assets</b>		<b>650,681.89</b>
Liabilities		
Current Liabilities:		
Utilities Payable	233.00	
Rent Payable	1,167.83	
Workman's Comp. Payable	-	
Salaries Payable	84,718.64	
Social Security Tax Pay.	12,505.11	
Medicare Tax Pay.	2,442.84	
Unempl. Tax Pay.--Federal	5,252.56	
Unempl. Tax Pay.--State	4,574.81	
Notes Payable	-	
Total Current Liabilities		110,894.79
Stockholders' Equity		
Capital Stock	20,000.00	
Retained Earnings	519,787.10	
Total Stockholders' Equity		539,787.10
<b>Total Liabilities &amp; Stock Equity</b>		<b>650,681.89</b>

After 7 months of operation, Catalyst has total assets and total liabilities of \$650,681.89. Catalyst has numerous liabilities, with the majority coming from salaries. The asset, liability, and equity balances all increased during the fiscal year, indicating Catalyst's growth.

# Catalyst Annual Report

## Cash Budget

<b>Catalyst</b>		
<b>Comparison of Projected Cash Budget with Actual Cash Budget</b>		
<b>For the Month Ended 4/30/2018</b>		
Description	Projected Budget	Actual Budget
1 <b>Cash balance at beginning of period:</b>	360,140.54	360,140.54
<b>Receipts of cash:</b>		
Sales	1,175,000.00	1,421,837.65
Receipts of accounts receivable	0.00	0.00
Loan proceeds	0.00	0.00
Other	0.00	0.00
2 <b>Total receipts</b>	1,175,000.00	1,421,837.65
3 <b>Beginning balance + cash receipts</b>	1,535,140.54	1,781,978.19
<b>Payments:</b>		
Cost of merchandise	34,400.00	382,497.93
Salaries	605,316.99	423,573.98
Accounts payable	0.00	0.00
Rent	7,006.98	7,006.98
Advertising/ promotion	7,100.00	12,940.00
Payroll tax	61,997.00	98,686.63
Insurance	1,526.00	1,526.00
Accounting and legal fees	0.00	0.00
Utilities	934.98	934.48
Interest	0.00	0.00
Pension, 401(k)	16,944.66	0.00
Freight out	0.00	0.00
Sales tax	56,102.96	94,229.25
Other or miscellaneous	0.00	5,995.97
Corporate tax	93,070.43	165,588.36
4 <b>Total payments</b>	884,400.00	1,192,979.58
5 <b>Cash balance at end of period: (line 3 - line 4)</b>	650,740.54	588,998.61
6 <b>Net increase or decrease in cash (line 2 - line 4)</b>	290,600.00	228,858.07

At the beginning of our fiscal year, Catalyst started with \$360,140.54. On our last day of operations, Catalyst ended with a cash balance of \$588,998.61. Although this did not reach our initial projection, it still shows a large growth in Catalyst's finances for the fiscal year.

## Ratio Analysis

**Liquidity** → Current ratio = **5.53**

- Catalyst is capable of paying their short term liabilities because the current ratio is above 1. The higher the ratio, the more financially stable the company is.

**Solvency** → Debt to Equity ratio = **0.21**

- In order to ensure low risk, a company's Debt to Equity ratio should be below 0.4. Since Catalyst's ratio is 0.21, they are in a safe situation.

**Profitability** → Profit Margin = **28%**

- A high profit margin is a quality indicator of financial health. For every dollar Catalyst makes, they keep 28 cents.

**Efficiency** → Asset Turnover Ratio = **2.44**

- Having a high asset turnover ratio means that a company is using their assets to create revenue efficiently. Catalyst's high ratio shows overall efficient operations.

## MANAGEMENT DISCUSSION & ANALYSIS

### Company goals

Our company had many goals going into this year. Our first goal was to produce a quality product at a reasonable price. Our clothes should be of retro style and made of the best materials in the industry. In addition to providing a quality product we had goals aside from money. We wanted to better the world for the people who do not have access to our products. So we decided to produce everything in the USA and not use child labor. In addition we donate part of our profits to disaster relief and we donated money to a startup company in a third world country.

### Marketing & Advertising Plan

This year at Catalyst, we focused advertising to our customers through social media. We were very active on twitter and updated our instagram to inform customers on new promotions. Our most impactful marketing strategy was our commercials that we had posted to our twitter. We produced two commercials that both placed during competitions. They caught the attention of many customers. Finally, we created posters that were displayed during trade shows. Advertising is crucial to attract potential customers and the most efficient way for Catalyst was through social media.

## Market Research

Our market research consisted of searching through social media accounts and websites to see the current clothing trends. Through this research we were able to establish a trendy clothing line that would appeal to our target market. Our market consists of males and females ages 14-18. We constantly check different forms of social media so that we can update our clothing line to satisfy our target markets fashion needs.

## Trade Show Research

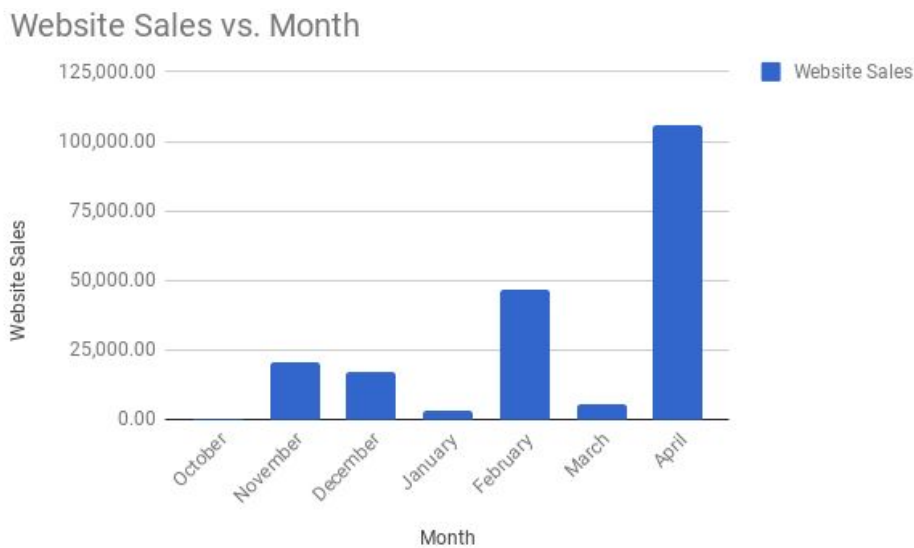
Through extensive research and social trends throughout our society today, we constructed an organized idea/plan in order to excel at our trade shows. We used our first trade show (Tennessee) in the month of November, the build and analyze to see what we could do to improve for the future. The month of January, which is when our second trade show occurred we had more products to sell at our trade show, more packages, and raffles to where our customers could actually bring home one of our products. We made some changes on our website and purchasing forms to make it a little easier for customers to shop with our company. These changes helped increase our sales.





## Corporate Website

Our corporate website increased our sales greatly because it gave potential customers the opportunity to look around and see what we have to offer. Also, our website was the only way that customers could purchase our products outside of the tradeshow. Within our website we have four tabs, Home, Apparel, Packages, and About. On our home page we have an advertisement and some of our featured products. This is the first impression that we have on the customer so we want it to be neat and eye-catching. On the apparel tab all of our products can be viewed and an order can be placed. After that, the packages tab shows the packages that we have created. These packages are good opportunities for us to increase our sales. Finally, in the about tab we have our vision statement and mission statement. This provides a little bit more information so that our customers can get to know us better.



## Risks

The risks we identified were our competitors which is other Virtual Enterprises International firms, who products consist of clothing products. To avoid the risk of consumers purchasing apparel from other firms, we decided to be unique by selling retro style clothing. We focused on researching trends and fashion that would produce the most revenue. We also stood out with a social mission, to have a superior reputation. Through all of these strategies, risks were minimally present and our firm successfully brought in a strong amount of sales through our vintage look.

## SUPPORTING DOCUMENTS

### Carson's Business Contract



2360 95th St, Naperville, IL 60564  
(630) 428-6000  
catalyst.il@veinternational.org

### Business Contract

This agreement is effective as of January 19, 2018, between Carson's and Catalyst from January 19, 2018 to May 23, 2018. The parties hereby agree to the following terms and conditions:

#### DESCRIPTION OF SERVICE/SUPPLIES:

Carson's hereby agrees to purchase the items below, supplied by Catalyst.

Item	Quantity	Unit Price (\$)	Extended Price (\$)
<b>Item 001</b> Retro Sweatshirt #1	2410	45.99	110,835.90
<b>Item 002</b> Retro Sweatshirt #2	2423	45.99	111,433.77
<b>Item 003</b> Retro Windbreaker #1	4000	55.99	223,960.00
<b>Item 004</b> Retro Windbreaker #2	4000	55.99	223,960.00
<b>Item 005</b> Sunglasses #1	5000	12.99	64,950.00
<b>Item 006</b> Sunglasses #2	5000	12.99	64,950.00
<b>Total</b>	22,833		800,089.67

**TERMS AND CONDITIONS** - This contract agreement may be cancelled with 90 days written notice pending discussions between Carson's and Catalyst. The period of this contract is one time purchase from the effective date unless modified in writing 90 days in advance on any agreed delivery dates stated in the agreement. Title and ownership of this agreement is non-transferable to any other party.

Catalyst guarantees delivery of the quantities and items stated above in accordance with the terms and conditions stated in this agreement. Catalyst hereby agrees to honor the firm-fixed prices stated above during the period of the contract agreement with no consideration for economic price adjustments.

# Catalyst Annual Report

**CANCELLATION** – The Contract may not be cancelled without the written agreement of both parties. Any party defaulting on the stated terms will incur the costs associated with recovery and all associated litigation fees.

**RENEWABLE OPTIONS** – During the final period of this agreement, either party may offer to negotiate optional years.

**CORPORATE COMMITMENT** – By signing this agreement, Carson’s, hereby agrees to offer the expertise of its officers as advisors to Catalyst. This mentoring will assist in the successful operations of Catalyst, thus protecting your valued investment in our product.

**The signatures below represent the authority to fully execute this agreement.**

Catalyst	1/19/18
<b>Signature of (Business Name)</b>	<b>Date</b>

Patricia Collier, Assistant Store Manager	630-536-7328
<b>Printed Name/Title</b>	<b>Phone Number</b>

*Patricia A.M. Collier*  
**Signature of Carson’s Representative**

Lara Shaw, Chief Financial Officer	630-428-6000
<b>Printed Name/Title</b>	<b>Phone Number</b>

*Lara Shaw*  
**Signature of Catalyst Representative**                      **Date** 1/19/18

**Contract Received by Virtual Enterprises International, Mid-Atlantic Region**

_____	_____
<b>Signature</b>	<b>Date</b>

# Catalyst Annual Report

## April Payroll Register

Catalyst  
Semimonthly Payroll Register

Catalyst Semimonthly Payroll Register														Company Expense	
NAME	# of W-4 exemptions	HOURS	SEMIMONTHLY RATE	GROSS	SOCIAL SECURITY	MEDI-CARE	Taxable Fed. Income	FWT	SWT	401 (K)	TOTAL DEDUCTIONS	NET PAY	SOCIAL SECURITY	MEDI-CARE	
1 Will Hofner	0	1	\$1,770.83	1770.83	109.79	25.68	1670.83	265.00	58.33	100.00	558.80	1212.03	109.79	25.68	
2 Lara Shaw	1	1	\$1,667.67	1667.67	103.40	24.18	1123.92	202.00	54.21	300.00	683.79	983.88	103.40	24.18	
3 Mitchell Donahue	0	1	\$1,667.67	1667.67	103.40	24.18	1617.67	240.00	54.21	50.00	471.79	1195.88	103.40	24.18	
4 Ashley Piraino	1	1	\$1,667.67	1667.67	103.40	24.18	1323.92	202.00	54.21	100.00	483.79	1183.89	103.40	24.18	
5 Aaron Halverson	0	1	\$1,667.67	1667.67	103.40	24.18	1467.67	202.00	54.21	200.00	583.79	1083.89	103.40	24.18	
6 Tyler Flickinger	1	1	\$1,667.67	1667.67	103.40	24.18	1273.92	202.00	54.21	150.00	533.79	1133.89	103.40	24.18	
7 Piers Collier	1	1	\$1,458.34	1458.34	90.42	21.15	1139.59	165.00	45.83	75.00	397.40	1060.94	90.42	21.15	
8 TJ Fenton	0	1	\$1,458.34	1458.34	90.42	21.15	1158.34	188.00	45.83	300.00	645.40	812.94	90.42	21.15	
9 Jason Herrera-Diaz	1	1	\$1,458.34	1458.34	90.42	21.15	914.59	165.00	45.83	300.00	622.40	835.94	90.42	21.15	
10 Bryan Johnson	1	1	\$1,458.34	1458.34	90.42	21.15	1114.59	165.00	45.83	100.00	422.40	1035.94	90.42	21.15	
11 Connor Lake	1	1	\$1,458.34	1458.34	90.42	21.15	1139.59	165.00	45.83	75.00	397.40	1060.94	90.42	21.15	
12 Ryan Lake	1	1	\$1,458.34	1458.34	90.42	21.15	1114.59	165.00	45.83	100.00	422.40	1035.94	90.42	21.15	
13 Luis Lua	1	1	\$1,541.67	1541.67	95.58	22.35	1198.92	180.00	49.17	99.00	446.10	1095.57	95.58	22.35	
14 Maddie Chism	0	1	\$1,458.34	1458.34	90.42	21.15	1358.34	188.00	45.83	100.00	445.40	1012.94	90.42	21.15	
15 Devan Fischer	1	1	\$1,458.34	1458.34	90.42	21.15	1163.48	165.00	45.83	51.11	373.51	1084.83	90.42	21.15	
16 Sam Anderson	1	1	\$1,458.34	1458.34	90.42	21.15	1114.59	165.00	45.83	100.00	422.40	1035.94	90.42	21.15	
17 Jake Eskoff	0	1	\$1,458.34	1458.34	90.42	21.15	1383.34	188.00	45.83	75.00	420.40	1037.94	90.42	21.15	
18 Van Shrivastava	1	1	\$1,458.34	1458.34	90.42	21.15	1139.59	165.00	45.83	75.00	397.40	1060.94	90.42	21.15	
19 Mike Baumgardner	1	1	\$1,541.67	1541.67	95.58	22.35	1237.92	180.00	49.17	60.00	407.10	1134.57	95.58	22.35	
20 Bryson Bennefeld	0	1	\$1,458.34	1458.34	90.42	21.15	1383.34	188.00	45.83	75.00	420.40	1037.94	90.42	21.15	
21 Athena Bielawski	0	1	\$1,458.34	1458.34	90.42	21.15	1388.34	188.00	45.83	70.00	415.40	1042.94	90.42	21.15	
22 Lauryn Chambers	0	1	\$1,458.34	1458.34	90.42	21.15	1358.34	188.00	45.83	100.00	445.40	1012.94	90.42	21.15	
23 Kyle Chiang	0	1	\$1,458.34	1458.34	90.42	21.15	1408.34	188.00	45.83	50.00	395.40	1062.94	90.42	21.15	
24 Ryan Jaffray	1	1	\$1,458.34	1458.34	90.42	21.15	1145.59	188.00	45.83	69.00	414.40	1043.94	90.42	21.15	
25 Nathan Kuper	1	1	\$1,458.34	1458.34	90.42	21.15	1164.59	165.00	45.83	50.00	372.40	1085.94	90.42	21.15	
26 Mark Borghesi	1	1	\$1,458.34	1458.34	90.42	21.15	1164.59	165.00	45.83	50.00	372.40	1085.94	90.42	21.15	
27 Thomas Buwick	0	1	\$1,458.34	1458.34	90.42	21.15	1358.34	188.00	45.83	100.00	445.40	1012.94	90.42	21.15	
28 Christina Stankovic	1	1	\$1,458.34	1458.34	90.42	21.15	1114.59	165.00	45.83	100.00	422.40	1035.94	90.42	21.15	
<b>Total</b>	<b>17</b>	<b>28</b>	<b>42359.32</b>	<b>42359.32</b>	<b>2626.35</b>	<b>614.28</b>	<b>35141.46</b>	<b>5180.00</b>	<b>1344.37</b>	<b>2874.11</b>	<b>12839.11</b>	<b>29520.29</b>	<b>2626.35</b>	<b>614.21</b>	

**Totals**

Revised: July 2013

NAME	# of W-4 exemptions	HOURS	HOURLY RATE	GROSS	SOCIAL SECURITY	MEDI-CARE	Taxable Fed. Income	FWT	SWT	401 (K)	TOTAL DEDUCTIONS	NET PAY	SOCIAL SECURITY	MEDI-CARE
<b>W-3 Totals</b>				<b>42359.32</b>	<b>2626.35</b>	<b>614.28</b>	<b>35141.46</b>	<b>5180.00</b>	<b>1344.37</b>	<b>2874.11</b>	<b>12839.11</b>	<b>##REF!</b>	<b>2626.35</b>	<b>614.21</b>

## Asset Log (2017-2018)

Item	Value	Quantity	Total	Category
Desktop Computer - PC	\$500	16	\$8,000	Computers
Desktop Computer - Mac	\$1,200	4	\$4,800	Computers
Office Workstation Desk	\$700	22	\$15,400	Office Furniture
Office Chair	\$100	37	\$3,700	Office Furniture
Conference Table	\$500	5	\$2,500	Office Furniture
Filing Cabinet - Large	\$300	3	\$900	Office Furniture
Storage Cabinet	\$400	4	\$1,600	Office Furniture
Color Laser Printer	\$250	1	\$250	Office Equipmer
Telephone	\$50	1	\$50	Office Equipmer
LCD Projector	\$600	2	\$1,200	Office Equipmer

Categories	TOTAL
Computers	\$12,800
Office Equipment	\$1,500
<b>TOTAL FIXED ASSETS</b>	<b>\$14,300</b>



# Catalyst Annual Report

## Sales Journal (2017-2018)

Invoice No.	Date of Sale	Customer	If employee, name of company	Sale Amount	Sales Tax	S & H	Amount Due	Amount Paid
1	10/2	Treston Sparks	-	350.00	24.5	0	374.50	374.5
2	11/14	James Benavent	ZootoU	249.99	17.5	0	267.49	267.49
3	11/15	Jaquan Buchana	Efficient Enterpri	249.99	17.5	0	267.49	267.49
4	11/16	Mat Fidler	Efficient Enterpri	249.99	17.5	0	267.49	267.49
5	11/17	Nick Stokes	Bucket List	249.99	17.5	0	267.49	267.49
6	11/17	Mitchell Donahue	Catalyst	3249.87	1029.96	0	4279.83	4279.83
7	11/17	Lara Shaw	Catalyst	2019.90	141.39	0	2161.29	2161.29
8	11/20	Jake Loerop	Core Inc	369.97	25.90	0	395.87	395.87
9	11/20	Jimmy Allen	Core Inc	119.98	8.40	0	128.38	128.38
10	11/20	Tyler Flickinger	Catalyst	2499.99	174.93	0	2673.93	2673.93
11	11/20	Shelby Burlew	ZootoU	249.99	17.5	0	267.49	267.49
12	11/21	Charels Haddad	Office & amp; Bey	249.99	17.5	0	267.49	267.49
13	11/27	Ethan Ytterberg	MetaNova	39.99	3.85	15	58.84	58.84
14	11/27	Mason Andreou	MetaNova	209.98	14.7	0	224.68	224.68
15	11/27	Mahina Gonzalez	Innovatio	99.99	8.05	15	123.04	123.04
16	11/27	Ryan Wis	MetaNova	39.99	3.85	15	58.84	58.84
17	11/27	Mason Bronson	MetaNova	39.99	3.85	15	58.84	58.84
18	11/27	Liz Holland	MetaNova	39.99	3.85	15	58.84	58.84
19	11/27	Nick Cisco	MetaNova	39.99	3.85	15	58.84	58.84
20	11/27	Ben Elbaum	Bloc	129.99	9.1	0	139.09	139.09
21	11/27	Wagnan	Tianjin sporting g	249.99	0.00	0	249.99	249.99
22	11/28	Matt Bauer	JerseyPlug	39.99	3.85	15	58.84	58.85
23	11/28	Alek Radicevich	JerseyPlug	99.99	8.05	15	123.04	123.04
24	11/28	Wendy Sosa	Innovatio	79.98	6.65	15	101.63	101.63
25	11/28	Trade Show		193765.29	13563.52	0	207328.81	207328.81
<b>Totals (11/28)</b>								
26	11/28	Luis Lua	Catalyst	39.99	3.85	15	58.84	58.84
27	11/28	Thomas Buwick	Catalyst	39.99	3.85	15	58.84	58.84
28	11/28	Matt Valverde	MetaNova	79.99	6.65	15	101.64	101.64
29	11/29	Hunter Pietramal	OmniStream	79.99	6.65	15	101.64	101.64
30	11/29	Jacob Garland	Jenison Global	329.98	23.1	0	353.08	353.08
31	11/29	Griffin Despot	MetaNova	39.99	3.85	15	58.84	58.84
32	11/29	Mark Borghesi	Catalyst	2499	174.93	0	2673.93	2673.93
33	11/29	Mark Borghesi	Catalyst	249.99	17.5	0	267.49	267.49
34	11/29	Lauryn Chamber	Catalyst	2499	174.93	0	2673.93	2673.93
35	11/29	Mark Borghesi	Catalyst	39.99	3.85	15	58.84	58.84
36	11/29	Rhea Oberoi	Bucket List	39.99	3.85	15	58.84	58.84
37	11/29	Luis Lua	Catalyst	129.99	9.1	0	139.09	139.09
38	11/29	Erick Benitez	Mantra Streetwe	129.99	9.1	0	139.09	139.09
39	11/30	Hailey Gonzales	Hygiene2you	39.99	3.85	15	58.84	58.84
40	11/30	Brenden Bechar	PetPoint	39.99	3.85	15	58.84	58.84
41	11/30	Luke Long	MetaNova	99.99	8.05	15	123.04	123.04
42	11/30	Nathan McClem	Never Ending	129.99	9.1	0	139.09	139.09
43	11/30	Luke Larmer	Never Ending	99.99	8.05	15	123.04	123.04
44	11/30	Usman Ghani	Lucid Investment	39.99	3.85	15	58.84	58.84
45	11/30	Timothy Paulson	Never Ending	39.99	3.85	15	58.84	58.84
46	11/30	Aleksey Shevtso	Never Ending	39.99	3.85	15	58.84	58.84
47	11/30	Mitchell Donahue	Catalyst	199.95	14	0	213.95	213.95
48	11/30	Mitchell Donahue	Catalyst	299.97	21	0	320.97	320.97
49	11/30	Alejandra Cavazi	Never Ending	39.99	3.85	15	58.84	58.84
<b>Sales Tax Paid for November:</b>				<b>211902.51</b>	<b>15643.26</b>			
50	11/30	Alexis Le	Never Ending	99.99	8.05	15	123.04	123.04
51	12/1	Shreiya Veedular	Never Ending	39.99	3.85	15	58.84	58.84
52	12/1	Kody Skvarla	Never Ending	99.99	8.05	15	123.04	123.04
53	12/1	Briana Jimenez	Innovatio	99.99	8.05	15	123.04	123.04
54	12/1	Briana Jimenez	Innovatio	39.99	3.85	15	58.84	58.84
55	12/1	Charles Kilroy	Never Ending	79.99	6.65	15	101.64	101.64
56	12/1	Pooja Pal	Never Ending	39.99	3.85	15	58.84	58.84
57	12/3	Thomas Jepson	Never Ending	39.99	3.85	15	58.84	58.84
58	12/4	Wilson Fletcher	Modern Tech	39.99	3.85	15	58.84	58.84

# Catalyst Annual Report

59	12/4	Davin Catton	Modern Tech	39.99	3.85	15	58.84	58.84
60	12/4	Lucas Schullo	Spectrum	249.99	17.5	0	267.49	267.49
61	12/4	Joe Stanley	Wavelength	249.99	17.5	0	267.49	267.49
62	12/4	Geoff Withers	Eclipse	79.99	6.65	15	101.64	101.64
63	12/4	Geoff Withers	Eclipse	129.99	9.1	0	139.09	139.09
64	12/5	Joseph Sanchez	MetaNova	39.99	3.85	15	58.84	58.84
65	12/5	Adam LaRocque	MetaNova	39.99	3.85	15	58.84	58.84
66	12/5	Luis Lua	Catalyst	39.99	3.85	15	58.84	58.84
67	12/5	Luis Lua	Catalyst	139.99	9.8	0	149.79	149.79
68	12/6	Amber Nix	Moda	99.99	8.05	15	123.04	123.04
69	12/6	Mason Andreou	MetaNova	69.99	5.95	15	90.94	90.94
Inventory Bought								
70	12/8	Fernando Nava	Mantra Streetwe	249.99	17.5	0	267.49	267.49
71	12/8	Jalenn Smith	CA Enterprises	249.99	17.5	0	267.49	267.49
72	12/8	Bryan Ceballos	PROVELT	249.99	17.5	0	267.49	267.49
73	12/9	Caroline Canfield	Bucket List	249.99	17.5	0	267.49	267.49
74	12/10	Colin Lynch	Bucket List	99.99	8.05	15	123.04	123.04
75	12/11	Thomas Buwick	Catalyst	119.99	8.4	0	128.39	128.39
76	12/11	Matt Valverde	MetaNova	69.99	5.95	15	90.94	90.94
77	12/11	Nathaniel Angele	BCM	99.99	8.05	15	123.04	123.04
78	12/11	Nathaniel Angele	BCM	69.99	5.95	15	224.68	224.68
79	12/12	Erick Benitez	Mantra Streetwe	119.99	8.4	0	128.39	128.39
Inventory Bought								
80	12/14	Ryan Davis	007 Lazer Tag	69.99	15	5.95	90.94	90.94
81	12/14	Jessica Martinez	Pandoras Box	99.99	15	8.05	123.04	123.04
82	12/14	Brandon Meinke	Wavelength	69.99	15	5.95	90.94	90.94
83	12/15	Rohit Marwah	Pro Dorm	69.99	15	5.95	90.94	90.94
84	12/15	Lara Shaw	Catalyst	489.97	34.3	0	524.27	524.27
85	12/15	Mike Baumgardn	Catalyst	2499	174.93	0	2673.93	2673.93
86	12/15	Will Hofner	Catalyst	309.97	21.7	0	331.67	331.67
87	12/18	Charles Poag	A.S.H. Realty	99.99	8.05	15	123.04	123.04

88	12/19	Aaron Halverson	Catalyst	4999	349.93	0	5348.93	5348.93
89	12/19	Matthew Baratta	Limitless	2499	174.93	0	2673.93	2673.93
90	12/19	Ashley Michalski	Bucket List	139.99	9.8	0	149.79	149.79
91	12/21	Mitch Donahue	Catalyst	419.94	29.4	0	449.34	449.34
92	12/21	Ian Doyle	MetaNova	69.99	5.95	15	90.94	90.94
93	12/22	Sade Whitaker	Bucket List	249.99	17.5	15	267.49	267.49
94	12/22	Jedaya Drake-Ar	Nails by the Bea	249.99	17.5	0	267.49	267.49
sales tax paid for December					1158.79			
95	1/1	Harrison Tishler	PetPoint	69.99	5.95	15	90.94	90.94
96	1/2	Dom Gamporton	Fit4You	249.99	17.5	0	267.49	267.49
97	1/3	Toryana Osborn	Epparel	99.99	8.05	15	123.04	123.04
98	1/4	Katelyn Castillo	Imagination, Inc.	69.99	5.95	15	90.94	90.94
99	1/8	Luis Lua	Catalyst	99.99	8.05	15	123.04	123.04
100	1/9	Chirs Sikorski	Mozzafiato	99.99	8.05	15	123.04	123.04
101	1/10	Eric Saucedo	Bucket List	139.99	9.8	0	149.79	149.79
102	1/11	Ethan Cook	aWAKEn	69.99	5.95	15	90.94	90.94
103	1/11	Vandrele Sammc	Luxury Resort Mi	69.99	5.95	15	90.94	90.94
Inventory Bought								
104	1/17	Nick Camoia		69.99	5.95	15	90.94	90.94
105	1/18	Jessica Goluch		69.99	5.95	15	90.94	90.94
106	1/19	Matt Hummel		69.99	5.95	15	90.94	90.94
107	1/19	Mike Ingrassia		69.99	5.95	15	90.94	90.94
108	1/22	Noah Thackeray		69.99	5.95	15	90.94	90.94
109	1/23	Spencer Wilkins	0-Town, Inc.	69.99	5.95	15	90.94	90.94
110	1/23	Molly Crimi	Dream Home Re	69.99	5.95	15	90.94	90.94
111	1/25	Jalen West	0-Town, Inc.	69.99	5.95	15	90.94	90.94
112	1/29	Emilie Ziatos	Jet Enterprises	249.99	17.5	0	267.49	267.49
113	1/29	Sydney Mccarthy	Fad Factory	69.99	5.95	15	90.94	90.94
114	1/29	Makayla Bradfor	Innovatio	249.99	17.5	0	267.49	267.49
115	1/30	Drew Winchester		69.99	5.95	15	90.94	90.94
116	1/31	Nick Cisco	MetaNova	249.99	17.5	0	267.49	267.49



# Catalyst Annual Report

117	1/31	Alex Bralis	MetaNova	69.99	5.95	15	90.94	90.94
118	1/31	Toryana Osborn	Epparel	139.99	9.8	0	149.79	149.79
119	1/31	Toryana Osborn	Epparel	99.99	8.05	15	123.04	123.04
120	2/1	Esteban Sanchez	Millennial Money	99.99	8.05	15	123.04	123.04
121	2/1	Malia Medley	Luxury Resort M	249.99	17.5	0	267.49	267.49
122	2/1	Jhaden Smith		249.99	17.5	0	267.49	267.49
123	2/1	Nicholas Hrelja		249.99	17.5	0	267.49	267.49
124	2/1	Dion Harris		249.99	17.5	0	267.49	267.49
		Inventory Bought						
125	2/2	Trade Show		0	0	0	128940.66	128940.66
126	2/5	Jake Wenz	Legacy	999.96	70	0	1069.96	1069.96
127	2/5	Bridget Eby	Apex	139.99	9.8	0	149.79	149.79
128	2/5	Nick Szimon	Affinity	749.97	52.5	0	802.47	802.47
129	2/5	Matt Holtz	Summit	4999	349.93	0	5348.93	5348.93
130	2/5	Peter Suh	Journey	69.99	5.95	15	90.94	90.94
131	2/5	Luke Larmer	Never Ending	69.99	5.95	15	90.94	90.94
132	2/5	Maxwell Cussans	Never Ending	249.99	17.5	0	267.49	267.49
133	2/5	Emma Holtan	Never Ending	249.99	17.5	0	267.49	267.49
134	2/6	Ryan Swift	1st class clothing	999.96	70	0	1069.96	1069.96
135	2/6	Sabrina Leeb	Fashion Design \	2499	0	0	2499	2499
136	2/6	Michael Policano	1st class clothing	1069.95	74.9	0	1144.85	1144.85
137	2/6	Riley Anderson	Area304	2499.99	174.93	0	2673.93	2673.93
138	2/6	Nikolai Janchik				0		
139	2/6	Maggie Bender	Summit	999.96	70	0	1069.96	1069.96
140	2/6	Dena Stranski	Limitless	139.99	9.8	0	149.79	149.79
141	2/6	Sarah Paolucci	Spectrum	69.99	5.95	15	90.94	90.94
142	2/6	Blake Adams	Apex	999.96	70	0	1069.96	1069.96
143	2/7	Dillion Leahy	aWAKEn	2998.98	209.93	0	3208.91	3208.91
144	2/7	Dylan Rhoades		2499	174.93	0	2673.93	2673.93
145	2/7	Kyle Gruber	aWAKEn	2499	174.93	0	2673.93	2673.96
146	2/7	Rahil Dalwani	Legacy	249.99	17.5	0	267.49	267.49

147	2/8	Timmy krause	Tropicoffee	249.99	17.5	0	267.49	267.49
148	2/8	Alexandra Deso	Live Wild	69.99	5.95	15	90.94	90.94
149	2/9	Sydney McCarthy	Fad Factory	69.99	5.95	15	90.94	90.94
150	2/9	Nathan Wright	What if we send i	249.99	17.5	0	267.49	267.49
151	2/9	Rosa Ayala	Connexus	69.99	5.95	15	90.94	90.94
152	2/12	Symon Pallasigu	Auto Correct	69.99	5.95	15	90.94	90.94
153	2/12	Dylan Vigna	Ohana Surfboard	249.99	17.5	0	267.49	267.49
154	2/15	Jake Eskoff	Catalyst	4999.99	349.93	0	5348.93	5348.93
155	2/15	Sahil Maini	Apex	999.96	70	0	1069.96	1069.96
156	2/16	Chris Nieves	AlphaNutrition	99.99	8.05	15	123.04	123.04
157	2/16	Alec Schnitker	Xtreme Comfort	249.99	17.5	0	267.49	267.49
		sales tax		9025.85	2181.83	56006.28	67213.96	800089.67
158	2/16	Lucas Schullo	Spectrum	249.99	17.5	0	267.49	267.49
159	2/16	Zachary Weber	Abstract Reality	139.99	9.8	0	149.79	149.79
160	2/20	Mason Bronson	MetaNova	249.99	17.5	0	267.49	267.49
161	2/20	Matt Hummel	MetaNova	139.99	9.8	0	149.79	149.79
162	2/20	Chris Breuer	Bucket List	69.99	5.95	15	90.94	90.94
163	2/21	Taylor Goldman	Live Wild	69.99	5.95	15	90.94	90.94
164	2/21	Keelyn Hahn	Spectrum	499.98	35	0	534.98	534.98
165	2/22	Mitch Donahue	Catalyst	69.99	5.95	15	90.94	90.94
166	2/22	Rogello Grimaldc	Bucket List	249.99	17.5	0	267.49	267.49
167	2/22	Mitch Donahue	Catalyst	249.99	17.5	0	267.49	267.49
168	2/23	Johnathan Starks		2500	0	0	2500	2500
169	2/23	Brandon Berce		69.99	5.95	15	90.94	90.94
170	2/24	Jonathan Shi		139.99	9.8	0	149.79	149.79
171	2/26	Mitch Donahue	Catalyst	249.99	17.5	0	267.49	267.49
172	2/26	Mitch Donahue	Catalyst	249.99	17.5	0	267.49	267.49
173	2/26	Mitch Donahue	Catalyst	249.99	17.5	0	267.49	267.49
174	2/26	Mitch Donahue	Catalyst	69.99	5.95	15	90.94	90.94
175	2/26	Camryn Spiller	Clever Contraptik	249.99	17.5	0	267.49	267.49
176	2/26	Katherine Jarvis	Advanced Lifesty	429.96	0	30.1	460.06	460.06

# Catalyst Annual Report

177	2/27	Alex Radicevich		249.99	17.5	0	267.49	267.49
178	2/28	Nicholas Herma	Never Ending	249.99	17.5	0	267.49	267.49
179	2/28	Andrew Barry	Never Ending	69.99	5.95	15	90.94	90.94
180	3/1	Matt Rubenstein	MunchKings	249.99	17.5	0	267.49	267.49
181	3/2	Sean Coates	Diamant	69.99	5.95	15	90.94	90.94
182	3/5	Ashlyn Jozefowicz		139.99	9.8	0	149.79	149.79
183	3/5	Mitch Donahue	Catalyst	249.99	17.5	0	267.49	267.49
184	3/5	Jaclyn D'Alleva	Soular	249.99	17.5	0	267.49	267.49
				7729.7	343.35	135.1	8208.15	8208.15
185	3/7	Mitch Donahue	Catalyst	69.99	5.95	15	90.54	90.54
186	3/7	Pooja Pal	Never Ending	69.99	5.95	15	90.54	90.54
187	3/7	Ana Leal Lee	Xtreme Comfort	139.99	9.8	0	149.79	149.79
188	3/7	Jeffrey Makowski	Xtreme Comfort	69.99	5.95	15	90.94	90.94
189	3/7	Mitch Donahue	Catalyst	249.99	17.5	0	267.49	267.49
190	3/7	Alejandra Cavazi	Never Ending	119.99	8.4	0	128.39	128.39
191	3/14	Audra Austin	Cavalier Enterpri	119.99	8.4	0	128.39	128.39
192	3/14	Steven Wehde	MetaNova	249.99	17.5	0	267.49	267.49
193	3/14	Alex Howell	MetaNova	69.99	5.95	15	90.94	90.94
194	3/14	Mitch Donahue	Catalyst	69.99	5.95	15	90.94	90.94
195	3/14	Mike Baumgardn	Catalyst	139.99	9.8	0	149.79	149.79
196	3/14	Mitch Donahue	Catalyst	139.99	9.8	0	149.79	149.79
197	3/15	Mealaney Phichil	Touch of Eleganc	249.99	17.5	0	267.49	267.49
198	3/16	Brendan Harris	Pro Dorm	69.99	5.95	15	90.94	90.94
199	3/16	Kristen Fawcett	Pro Dorm	119.99	8.4	0	128.39	128.39
200	3/16	Pranav Pitchala	MetaNova	69.99	5.95	15	90.94	90.94
201	3/16	Kaillee Bass	MetaNova	69.99	5.95	15	90.94	90.94
202	3/16	Devansh Shah	MetaNova	69.99	5.95	15	90.94	90.94
203	3/18	Dylan Knudson	ArcTik	249.99	17.5	0	267.49	267.49
204	3/18	Dylan Knudson	ArcTik	249.99	17.5	0	267.49	267.49
205	3/18	Dylan Knudson	ArcTik	249.99	17.5	0	267.49	267.49
206	3/18	Dylan Knudson	ArcTik	249.99	17.5	0	267.49	267.49

207	3/18	Beth Knuth	Apex	5568.97	389.83	0	5958.8	5958.8
208	3/18	Breanna Parra	Provelt	7498	524.86	0	8022.86	8022.86
209	3/18	Carlos Hermande	Chargi	69.99	5.95	15	90.94	90.94
210	3/18	Joshua Souza	Headstart Advisc	9998	699.86	0	10697.86	10697.86
211	3/18	Dena Stranski	Limitless	249.99	17.5	0	267.49	267.49
212	3/19	Rafael Garcia	PawsUp	69.99	5.95	15	90.94	90.94
213	3/20	B. Schmidtgall	Catalyst	4999	349.93	0	5348.93	5348.93
214	3/20	Ivan Salazar	Limitless	2499	174.93	0	2673.93	2673.93
215	3/20	Matt Valverde	MetaNova	119.99	8.4	0	128.39	128.39
216	3/20	Georgie Nze	SneakGeekz	4999	349.93	0	5348.93	5348.93
217	3/20	Gustavo Punzo	SneakGeekz	4999	349.93	0	5348.93	5348.93
218	3/20	Nick Szimon	Affinity	699.96	49	0	748.96	748.96
219	3/20	Chris Barry	Affinity	7497	524.79	0	8021.79	8021.79
220	3/21	Ryan George	JerseyPlug	249.99	17.5	0	267.49	267.49
221	3/21	Kayla Howard	Apex	999.96	70	0	1069.96	1069.96
222	3/22	Alvaro Munoz	Summit Corporat	2499	174.93	0	2,673.93	2,673.93
223	3/22	Alvaro Munoz	Summit Corporat	2499	174.93	0	2,673.93	2,673.93
224	3/22	Morgan Champlii	Basix	260.4	19.6	0	280	280
225	3/22	Will Hofner	Catalyst	319.98	22.4	0	342.38	342.38
226	3/23	Alice Jauch	JerseyPlug	2325	175	0	2500	2500
227	3/23	Jeffrey Makowski	Xtreme Comfort	4882.5	367.5	0	5,250.00	5,250.00
228	3/23	Bryan Sypolt		4650	350	0	5000	5000
229	3/23	Jon Jakobsen	Limitless	930	70	0	1000	1000
230	3/23	Thomas Ciezadic	Auto Correct	139.99	9.8	0	149.79	149.79
231	3/24	Evan Duffy	Electric Avenue	4650	350	0	5000	5000
232	3/24	Benji Cowan	-	4650	350	0	5000	5000
233	3/27	James Perrone	U-CReATE	249.99	17.5	0	267.49	267.49
234	3/27	Alexander Marcini	Fad Factory	69.99	5.95	15	90.94	90.94
235	3/28	Angela Serva	Claws & Paws Pi	139.99	9.8	0	149.79	149.79
		<b>Sales tax Paid</b>			<b>5866.42</b>		<b>87989.08</b>	
236	4/2	Alex Solomon	Live Wild	69.99	5.95	15	90.94	90.94



# Catalyst Annual Report

237	4/2	Jonathan Starks	Bucket List	2499	174.93	0	2673.93	2673.93
238	4/3	Jack Craney	Clever Contraptic	999.96	0	0	999.96	999.96
239	4/3	Matthew Stathopoulos	Electric Avenue	100	0	0	100	100
240	4/3	Nicholas Zagurski	Never Ending	69.99	5.95	15	90.94	90.94
241	4/4	Adam Coyner	MetaNova	249.99	17.5	0	267.49	267.49
242	4/4	Jonathan Gleason	Never Ending	69.99	5.95	15	90.94	90.94
243	4/5	Nicholas Herrman	Never Ending	249.99	17.5	0	267.49	267.49
244	4/6	PJ Bitterman	Limitless	2500	0	0	2,500.00	2,500.00
245	4/6	Luke Larmer	Never Ending	249.99	17.5	0	267.49	267.49
246	4/9	Brandon Taylor	F5d.b.a. iSports	139.99	9.8	0	149.79	149.79
247	4/9	Cortarius Wilson	F5d.b.a. iSports	69.99	5.95	15	90.94	90.94
248	4/9	Cortarius Wilson	F5d.b.a. iSports	139.99	9.8	0	149.79	149.79
249	4/9	Maxwell Cussans	Never Ending	249.99	17.5	0	267.49	267.49
250	4/9	Cory Adams	Never Ending	249.99	17.5	0	267.49	267.49
251	4/9	Joe Kennedy	Summit Corporate	2499	174.93	0	2673.93	2673.93
252	4/9	Joseph Kisiel	Never Ending	249.99	17.5	0	267.49	267.49
253	4/9	Maurizio Nicolicc	PawsUp	69.99	5.95	15	90.94	90.94
254	4/9	Alejandra Cavazos	Never Ending	119.99	8.4	0	128.39	128.39
255	4/10	Kyasia Wilson	What's in the	139.99	9.8	0	149.79	149.79
256	4/15	Mike Baumgardner	Catalyst	4999	349.93	0	5,348.93	5,348.93
257	4/16	James Krol	Unwind	249.99	17.5	0	267.49	267.49
258	4/16	Alex Nicolas	Electric Avenue	99.99	8.05	15	123.04	123.04
259	4/16	Nick Kozaritz	Limitless	279.98	19.6	0	299.58	299.58
260	4/16	Dena Stranski	Limitless	2499	174.93	0	2673.93	2673.93
261	4/16	Alayna Wilson	Auto Correct	69.99	5.95	15	90.94	90.94
262	4/16	Kevin Bergman	Area 304	2499	174.93	0	2673.93	2673.93
263	4/16	Jacob Canine	A-1 Enterprises	399.97	28	0	427.97	427.97
264	4/16	Zach Vemendon	FadFactory	249.99	17.5	0	267.49	267.49
265	4/17	Mark Musial	Xtreme Comfort	2499	174.93	0	2673.93	2673.93
266	4/17	Edon Kosova	Legacy	4999	349.93	0	5348.93	5348.93
267	4/17	Johan De La Paz	A-1 Enterprises	69.99	5.95	15	90.94	90.94

268	4/17	Grant Wirig	Clever Contraptic	249.99	17.5	0	267.49	267.49
269	4/17	Jordan Klapko	A.S.H. Realty	139.99	9.8	0	149.79	149.79
270	4/17	Natalia Caballero	A-1 Enterprises	249.99	17.5	0	267.49	267.49
271	4/17	Thomas Jepson	Never Ending	69.99	5.95	15	90.94	90.94
272	4/17	Evan Chaidez	A-1 Enterprises	249.99	17.5	0	267.49	267.49
273	4/17	Andrew Savage	0-Town	69.99	5.95	15	90.94	90.94
274	4/17	Jeffrey Bryk	Auto Correct	249.99	17.5	0	267.49	267.49
275	4/17	Parker Calvin	Diamant	2499.99	174.93	0	2673.93	2673.93
276	4/17	Dimitri Milano	A-1 Enterprises	249.99	17.5	0	267.49	267.49
277	4/17	Morgan Butler	Diamant	69.99	5.95	15	90.94	90.94
278	4/17	Brent Howard	Diamant	99.99	8.05	15	123.04	123.04
279	4/17	Rushil Kothare	Summit Corporate	249.99	17.5	0	267.49	267.49
280	4/18	Geoff Withers	Eclipse	249.99	17.5	0	267.49	267.49
281	4/18	James Lasusa	aWAKEn	139.99	9.8	0	149.79	149.79
282	4/18	Kelvin Beal	Mozzafiato	249.99	17.5	0	267.49	267.49
283	4/18	Erick Larson	Mozzafiato	69.99	5.95	15	90.94	90.94
284	4/18	Kaitlyn Dunfee	Xtreme Comfort	249.99	17.5	0	267.49	267.49
285	4/18	Matthew McGrav	Xtreme Comfort	69.99	5.95	15	90.94	90.94
286	4/18	Megan Kowalski	Electric Avenue	4999	349.93	0	5348.93	5348.93
287	4/18	Max Murray	aWAKEn	69.99	5.95	15	90.94	90.94
288	4/18	Megan Wineinger	aWaken	139.99	9.8	0	149.79	149.79
289	4/18	Cooper Greenwald	Electric Avenue	69.99	5.95	15	90.94	90.94
290	4/18	Ife Oketona	Spectrum	249.99	17.5	0	267.49	267.49
291	4/18	Justin Hardy	Electric Avenue	2499	174.93	0	2673.93	2673.93
292	4/18	Mark Borghesi		169.98	11.9	0	181.88	181.88
293	4/18	Kaitlyn Gill	Clever Contraptic	2499	174.93	0	2673.93	2673.93
294	4/18	Eshan Singh	Bucket List	249.99	17.5	0	267.49	267.49
295	4/18	Lauryn Wharton	Spectrum	119.99	8.4	0	128.39	128.39
296	4/18	Katilyn Griffin	A.S.H. Realty	69.99	5.95	15	90.94	90.94
297	4/18	Timothy Beecroft	A-1 Enterprises	2818.98	197.33	0	3016.31	3016.31
298	4/18	Reid Krausen	Unwind	139.99	9.8	0	149.79	149.79



# Catalyst Annual Report

299	4/18	Tyler Haekin	Unwind	249.99	17.5	0	267.49	267.49
300	4/18	Gabi Ramirez	Eclipse	119.99	8.4	0	128.39	128.39
301	4/18	Macy Remenec	A.S.H. Realty	69.99	5.95	15	90.94	90.94
302	4/18	Owen Duffy	aWAKEn	119.99	8.4	0	128.39	128.39
303	4/18	Jenna Grubb	A.S.H Realty	139.99	9.8	0	149.79	149.79
304	4/18	Nolberto Lopez	Essentials by HT	249.99	17.5	0	267.49	267.49
305	4/18	Brianna Bova	aWAKEn	119.99	8.4	0	128.39	128.39
306	4/18	John Mills	aWAKEn	69.99	5.95	15	90.94	90.94
307	4/19	Dillon Leahy	aWAKEn	99.99	8.05	15	123.04	123.04
308	4/19	Adaline Lee	aWAKEn	139.99	9.8	0	149.79	149.79
309	4/19	Drew Olson	Electric Avenue	249.99	17.5	0	267.49	267.49
310	4/19	Mason Bronson	MetaNova	139.99	9.8	0	149.79	149.79
311	4/19	Tobi Adedara	1st Class Clothin	249.99	17.5	0	267.49	267.49
312	4/19	Adam Coyner	MetaNova	69.99	5.95	15	90.94	90.94
313	4/19	Trent Marrera	Core Inc	99.99	8.05	15	123.04	123.04
314	4/19	Wes Wiseman	Area304	249.99	17.5	0	267.49	267.49
315	4/19	David Beach	1st Class Clothin	69.99	5.95	15	90.94	90.94
316	4/19	Adam Gordon	Bucket List	69.99	5.95	15	90.94	90.94
317	4/19	Tyler Brazel	1st Class Clothin	139.99	9.8	0	149.79	149.79
318	4/19	Ryan Swift	1st Class Clothin	69.99	5.95	15	90.94	90.94
319	4/19	Justin Powell	1st Class Clothin	99.99	8.05	15	123.04	123.04
320	4/19	Anna Davern	Mozzafiato	69.99	5.95	15	90.94	90.94
321	4/20	Joseph Sanchez	MetaNova	249.99	17.5	0	267.49	267.49
322	4/20	Aaron Gamer	Axis Enterprises	249.99	17.5	0	267.49	267.49
323	4/20	Devansh Shah	MetaNova	249.99	17.5	0	267.49	267.49
324	4/20	Samantha Stippi	Xtreme Comfort	2499.99	174.93	0	2673.93	2673.93
325	4/20	Alex Howell	MetaNova	69.99	5.95	15	90.94	90.94
326	4/20	Pranav Pitchala	MetaNova	69.99	5.95	15	90.94	90.94
327	4/20	Griffin Despot	MetaNova	69.99	5.95	15	90.94	90.94
328	4/20	Ryan Vincent	Jersey Plug	249.99	17.5	0	267.93	267.93
329	4/20	Katherine William	Legacy	119.99	8.4	0	128.39	128.39

361	4/23	Samantha Lamb	Little Living	69.99	5.95	15	90.94	90.94
362	4/23	Matt Valverde	MetaNova	139.99	9.8	0	149.79	149.79
363	4/23	Nicolas Romito	Unwind	249.99	17.5	0	267.49	267.49
364	4/23	Luis Bueno	Uniwnd	249.99	17.5	0	267.49	267.49
365	4/23	Mathew Mcaleb	Unwind	69.99	5.95	15	90.94	90.94
366	4/24	Zach Wenz	Apex	249.99	17.5	0	267.49	267.49
367	4/24	Sebastian DeVilli	Vivid+	139.99	9.8	0	149.79	149.79
INVENTORY								
368	4/25							
369	4/26	Joseph Richmon	Uncommon Grou	199.98	14	0	213.98	213.98
370	4/25	Lizbeth Martinez	T-squared	119.99	8.4	0	128.39	128.39
371	4/26	Shanarie Brown	Inspire Athletics	249.99	17.5	0	267.49	267.49
372	4/26	Shanarie Brown	Inspire Athletics	249.99	17.5	0	267.49	267.49
373	4/26	Abigail Treece	45North	99.99	8.05	15	123.04	123.04
374	4/26	Grace Stuart	0-Town, Inc.	249.99	17.5	0	267.49	267.49
375	4/26	Richard Doyle	A.S.H. Realty	139.99	9.8	0	149.79	149.79
376	4/30	Cody Kallay	MAVCO, INC.	249.99	17.5	0	267.49	267.49
377	4/30	Jack Rigoni	Legacy	249.99	17.5	0	267.49	267.49
378	4/30	Ashley Piraino	Catalyst	2499.99	174.93	0	2673.93	2673.93
379	4/30	Ashley Piraino	Catalyst	4999.99	349.93	0	5348.93	5348.93
380	4/30	Spencer Wilkinsc	0-Town, Inc.	69.99	5.95	15	90.94	90.94
381	4/30	Jimmy Mikuta	Spectrum	6749.73	472.48	0	7222.21	7222.21
382	4/30	Christopher Carn	A.S.H. Realty	139.99	9.8	0	149.79	149.79
383	4/30	Christopher Carn	A.S.H. Realty	139.99	9.8	0	149.79	149.79
384	4/30	Jonathan Jenninj	Basix	69.99	5.95	15	90.94	90.94
385	5/1	Tim Kanaley	Above n&#39; be	999.96	70	0	1069.96	1069.96
INVENTORY				97457.22	6614.7			

# Catalyst Annual Report

330	4/20	Bryan Sypolt	Xtreme Comfort	249.99	17.5	0	267.49	267.49
331	4/20	Jacob Wenz	Legacy	189.98	13.3	0	203.28	203.28
332	4/20	Daniel Osafo	Legacy	4999.99	349.93	0	5348.93	5348.93
333	4/20	Jack Rigoni	Legacy	4999.99	349.93	0	5348.93	5348.93
334	4/20	Katherine William	Legacy	139.99	9.8	0	149.79	149.79
335	4/20	Tyler Flickinger	Catalyst	249.99	17.5	0	267.93	267.93
336	4/20	Mason Andreou	MetaNova	249.99	17.5	0	267.93	267.93
337	4/20	Jake Champine	Clever Contraptic	249.99	17.5	0	267.49	267.49
338	4/20	Maddie Chism	Catalyst	249.99	17.5	0	267.49	267.49
339	4/20	Devan Fischer	Catalyst	4999.99	349.93	0	5348.93	5348.93
340	4/20	Will Hofner	Catalyst	119.99	8.4	0	128.39	128.39
341	4/20	Jack Rigoni	Legacy	69.99	5.95	15	90.94	90.94
342	4/20	Steven Siavelis	Auto Correct	249.99	17.5	0	267.49	267.49
343	4/20	Chase Sullivan	Unwind	249.99	17.5	0	267.49	267.49
344	4/20	Jennifer Viola	Unwind	69.99	5.95	15	90.94	90.94
345	4/20	Carly Chovenac	Auto Correct	99.99	8.05	15	123.04	123.04
346	4/20	Harrison Hinz	Auto Correct	69.99	5.95	15	90.94	90.94
347	4/20	Jake Jessup	Jersey Plug	249.99	17.5	0	267.49	267.49
348	4/20	Julia Kopfman	Unwind	69.99	5.95	15	90.94	90.94
349	4/20	Alejandro Iniguez	Area 304	249.99	17.5	0	267.49	267.49
350	4/20	Nathan Yokas	Unwind	119.99	8.4	0	128.39	128.39
351	4/20	Nick Cisco	MetaNova	249.99	17.5	0	267.49	267.49
352	4/20	Jameel Raihani	Apex	249.99	17.5	0	267.49	267.49
353	4/20	Vincent Puccini	Unwind	69.99	5.95	15	90.94	90.94
354	4/21	Audrey Treadwell	Mozzafiato	69.99	5.95	15	90.94	90.94
355	4/22	Lucas Schiltz	Xtreme Comfort	249.99	17.5	0	267.49	267.49
356	4/23	Ian Doyle	MetaNova	69.99	5.95	15	90.94	90.94
357	4/23	Ish Gupta	Summit Corporat	379.97	26.6	0	406.57	406.57
358	4/23	Andrew Cronin	MetaNova	249.99	17.5	0	267.49	267.49
359	4/23	Thomas Ciezadk	Auto Correct	249.99	17.5	0	267.49	267.49
360	4/23	Rose Stackhouse	Clever Contraptic	2499.99	174.93	0	2673.93	2673.93

INVENTORY				97457.22	6614.7			
-----------	--	--	--	----------	--------	--	--	--

## Bank Statement

### Start of Year

**Account details**

Account:  [Download account details \(Excel\)](#)

Period: from  until

Date	Name/Description	Account no	Ref#	Amount	Balance
Oct. 2, 2017	Treston Sparks (US061211), Holt, MI VEI Checkout transaction # 193348 10/02/2017 10:41 AM CT	630480346	3127500	\$374.50	\$360,515.04

### End of Year

**Account summary**

Account	Account no	Balance
<a href="#">Catalyst (Budget Checking)</a>	630334374	\$597,280.94